





BK Birla Institute of Engineering & Technology, Pilani BTECH EE 1 SEM Attendance Percentage Report


Student Name	Scholar No	1FY3-07		1FY1-04		1FY3-28		1FY2-01(T)		1FY2-01		1FY2-02		1FY2-20		1FY2-02(T)		1FY1-22		Total Present	Total Per		
		Total (20)	Per	Total (21)	Per	Total (12)	Per	Total (24)	Per	Total (12)	Per	Total (24)	Per	Total (12)	Per	Total (5)	Per	Total (9)	Per				
AKHIL GOSWAMI	18EBKEE001	9	45	14	66.67	6	50	4	100	17	73.91	17	70.83	10	100	4	80	8	88.89	0	128	89	69.53
ANKIT MAHARSHI	18EBKEE002	18	90	18	85.71	8	66.67	3	75	22	95.65	22	91.67	10	100	4	80	8	88.89	0	128	113	88.28
ASHISH KUMAR	18EBKEE003	20	100	16	76.19	12	100	2	50	21	91.3	22	91.67	10	100	5	100	9	100	0	128	117	91.41
BHANU PRAKASH SUTHAR	18EBKEE004	18	90	19	90.48	12	100	4	100	21	91.3	22	91.67	10	100	5	100	9	100	0	128	120	93.75
BHUWAN SHARMA	18EBKEE005	12	60	10	47.62	8	66.67	0	0	7	30.43	12	50	6	60	1	20	5	55.56	0	128	61	47.66
DEEPAK KUMAR	18EBKEE006	19	95	16	76.19	8	66.67	2	50	22	95.65	22	91.67	8	80	5	100	9	100	0	128	111	86.72
DEEPAK SINGH	18EBKEE007	12	60	15	71.43	8	66.67	2	50	15	65.22	19	79.17	10	100	5	100	8	88.89	0	128	94	73.44
HIMANSHU SAINI	18EBKEE008	19	95	19	90.48	4	33.33	4	100	20	86.96	21	87.5	10	100	4	80	6	66.67	0	128	107	83.59
JAIVEER SHEELA	18EBKEE009	17	85	17	80.95	8	66.67	2	50	20	86.96	20	83.33	10	100	5	100	7	77.78	0	128	106	82.81
JAYANT KUMAR	18EBKEE010	16	80	18	85.71	10	83.33	3	75	22	95.65	23	95.83	8	80	5	100	5	55.56	0	128	110	85.94
KARTIK SAINI	18EBKEE011	18	90	19	90.48	6	50	3	75	20	86.96	19	79.17	8	80	5	100	9	100	0	128	107	83.59
KHUSHI SHARMA	18EBKEE012	15	75	15	71.43	12	100	3	75	19	82.61	21	87.5	10	100	5	100	7	77.78	0	128	107	83.59
MOHAMMED JAVED KHAN	18EBKEE013	19	95	20	95.24	10	83.33	3	75	21	91.3	22	91.67	10	100	5	100	9	100	0	128	119	92.97
NEERAJ SAINI	18EBKEE014	19	95	17	80.95	8	66.67	2	50	23	100	23	95.83	10	100	5	100	9	100	0	128	116	90.62
PAVAN KUMAR MINA	18EBKEE015	18	90	21	100	12	100	4	100	23	100	23	95.83	10	100	5	100	8	88.89	0	128	124	96.88
PAWAN KUMAR	18EBKEE016	3	15	7	33.33	2	16.67	1	25	7	30.43	7	29.17	0	0	2	40	2	22.22	0	128	31	24.22
RAHUL BARSIWAL	18EBKEE017	19	95	16	76.19	12	100	2	50	19	82.61	23	95.83	10	100	5	100	9	100	0	128	115	89.84
RAHUL KUMAR	18EBKEE018	9	45	9	42.86	2	16.67	0	0	14	60.87	16	66.67	6	60	3	60	2	22.22	0	128	61	47.66
ROHIT SAINI	18EBKEE019	16	80	17	80.95	12	100	3	75	20	86.96	20	83.33	10	100	5	100	9	100	0	128	112	87.5
SAKSHI	18EBKEE020	18	90	20	95.24	12	100	4	100	22	95.65	23	95.83	10	100	5	100	9	100	0	128	123	96.09
SHEKHAR PRAJAPATI	18EBKEE021	20	100	19	90.48	10	83.33	3	75	23	100	23	95.83	10	100	5	100	9	100	0	128	122	95.31
SHREYA TIWARI	18EBKEE022	14	70	12	57.14	8	66.67	2	50	13	56.52	14	58.33	6	60	3	60	6	66.67	0	128	78	60.94
SHUBHAM VIJAY	18EBKEE023	17	85	15	71.43	4	33.33	2	50	18	78.26	16	66.67	10	100	5	100	7	77.78	0	128	94	73.44
SIRAJ KHAN	18EBKEE024	18	90	17	80.95	4	33.33	2	50	23	100	23	95.83	8	80	5	100	7	77.78	0	128	107	83.59
TANUJ GOUR	18EBKEE025	19	95	20	95.24	10	83.33	2	50	22	95.65	21	87.5	10	100	5	100	9	100	0	128	124	92.19
TUSHAR NISHAD	18EBKEE026	18	90	12	57.14	10	83.33	2	50	20	86.96	19	79.17	10	100	4	80	9	100	0	128	104	81.25
TUSHAR SINGH	18EBKEE027	17	85	15	71.43	10	83.33	1	25	21	91.3	18	75	10	100	5	100	9	100	0	128	106	82.81
VIKAS SAINI	18EBKEE028	11	55	11	52.38	4	33.33	3	75	18	78.26	13	54.17	6	60	4	80	4	44.44	0	128	74	57.81
VIKASH SAINI	18EBKEE029	16	80	18	85.71	6	50	3	75	20	86.96	19	79.17	10	100	3	60	9	100	0	128	104	81.25
VINEET CHOUHAN	18EBKEE030	18	90	20	95.24	6	50	4	100	22	95.65	22	91.67	8	80	5	100	9	100	0	128	114	89.06
VIVEK DHAYAL	18EBKEE031	15	75	16	76.19	8	66.67	3	75	15	65.22	15	62.5	8	80	4	80	8	88.89	0	128	92	71.88




























Head of Department
Humanities & Applied Science
BK Birla Institute of Engineering & Technology
Pilani 333031 (Rajasthan) INDIA